



BIC K2500 Side Mount

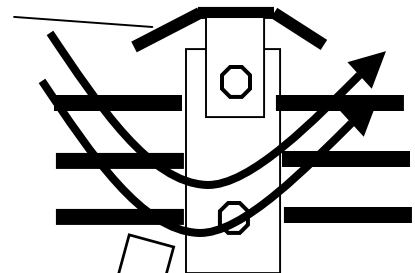


Note: Hoses make and "S" through the tower right to left side, back to the right over the bracket mounted at reflector.

580M QD Brkt Clamps to boom
580SM 590SM Bolt to boom



Pusher Bar



Install Double Clamp to hose on left side

Install **Pusher Bar** to top left side of Hose collector. Hoses route from the rightside around the Pusher bar and back to the right. Install double clamp and route hoses through clamp shown in the left picture Pressure(male QD) goes to CF port, Return(female QD) goes to return tee.